











CURRENT TENANT REPRESENTATION

Tenant	Square Footage	Areas of Operation Expansion	Requirements
	3,000 – 6,000	Connecticut Massachusetts Rhode Island Daniel Neaton	<ul style="list-style-type: none"> • Second generation restaurant sites preferred • High density corridors • ADT of 20,000/day
	8,000 – 12,000	Connecticut Rhode Island Laure Aubuchon Penny Wickey	<ul style="list-style-type: none"> • Shopping center endcap location • Outdoor display area • Preferred co-tenancies with grocery and drug stores
	4,500 – 6,000	Fairfield County, CT Westchester County, NY Penny Wickey	<ul style="list-style-type: none"> • 12' minimum ceiling • 10 years plus 5 lease term • 600 amps three phase, 30T HVAC for 5,000 SF
	1,000 – 1,500	Nationwide Master Broker Penny Wickey	<ul style="list-style-type: none"> • Affluent communities • High pedestrian traffic • High street retail • Current focus – Charleston, SC, Charlotte, NC and Nashville, TN
	2,400 – 3,000	Connecticut Penny Wickey Oliver Bork	<ul style="list-style-type: none"> • Ground floor retail • Prefers 22' minimum (width) of interior frontage • Minimum 9' ceiling height • High household density and household incomes • Convenient parking and high visibility
	1,000 – 1,800	Selected Counties Connecticut, New Jersey, and New York Penny Wickey Laure Aubuchon	<ul style="list-style-type: none"> • Stand-alone or strip shopping centers • Commuter corridor • Patio seating preferred • Ample parking with easy access
	12,000 – 15,000	Connecticut and Rhode Island Daniel Neaton Nate Greenberg Penny Wickey	<ul style="list-style-type: none"> • Population over 150,000 within 10-mile radius • Free-standing, endcap, junior anchor, pad sites • High visibility and highly visible signage • Preferred cotenants Home Depot, Lowe's, Harbor Freight, Target, Menards, Northern Tool, or Ace Hardware

CURRENT TENANT REPRESENTATION

Tenant	Square Footage	Areas of Operation Expansion	Requirements
 <p>BRIDGEWATER CHOCOLATE CONNECTICUT</p>	1,000 – 1,200	Connecticut Penny Wickey	<ul style="list-style-type: none"> • High street retail • Large display windows • Affluent communities • Convenient parking and access
 <p><i>charles</i> SCHWAB</p>	1,500 – 5,000	Connecticut Penny Wickey	<ul style="list-style-type: none"> • Ground floor premises • 3 to 4 offices, reception, and kitchen areas • Good visibility and customer parking
 <p>Cumberland F A R M S</p>	1 ½ - 2 Acres	Connecticut Daniel Neaton	<ul style="list-style-type: none"> • Signalized intersections • Zoned for service stations • Existing gas stations considered • Prefers purchase, will ground lease
 <p>EUROPEAN WAX CENTER</p>	1,500	Fairfield County, CT Hudson Valley, NY Penny Wickey Oliver Bork	<ul style="list-style-type: none"> • Population between 16 – 64 years (higher median age) • Median household income greater than \$75,000 or 110% of MHI • High-exposure shopping center • Close proximity/visibility to interstate, highway, busy corridor • Ease of access, ample parking
 <p>FORMATION Development Group, LLC</p>	3 – 6 Acres	Connecticut Penny Wickey Laure Aubuchon	<ul style="list-style-type: none"> • Active adult living and assisted living • Purchase only • Sewer service required
 <p>FB FRAMEBRIDGE</p>	500 – 1,000	Fairfield County, CT Westchester County, CT Penny Wickey Oliver Bork	<ul style="list-style-type: none"> • Daily needs retail centers with excellent visibility • Will consider lifestyle center, neighborhood strip, power center, regional/specialty strip
 <p>goodwill</p>	1,500 10,000 – 20,000	Connecticut Daniel Neaton	<ul style="list-style-type: none"> • Donation centers or full retail stores with donation centers. • Will purchase or lease • Pad sites and in some cases, inline • Freestanding or end caps

CURRENT TENANT REPRESENTATION

Tenant	Square Footage	Areas of Operation Expansion	Requirements
 <p>HALF DAY PRE-SCHOOL</p>	5,500 – 7,000	Select Massachusetts Markets Penny Wickey	<ul style="list-style-type: none"> Shopping center end cap with strong traffic driver Prominent first floor office Free standing building Half day pre-school, not daycare
	1,200 – 1,800	Connecticut Putnam, Dutchess and Orange Counties, NY Daniel Neaton	<ul style="list-style-type: none"> Minimum 20' frontage Outdoor seating strongly preferred, shared space is acceptable Prefers endcaps or pads, will consider in-line with good visibility
	1,000 – 1,400	Eastern Seaboard Maine to Florida Penny Wickey	<ul style="list-style-type: none"> Affluent markets, tourist areas, town centers Heavy pedestrian traffic, especially evening Preferred co-tenancies – restaurants, movie theatres, public event spaces
	2,500 – 3,000	Connecticut and New York Penny Wickey	<ul style="list-style-type: none"> Affluent markets and town centers Excellent visibility and branding Convenient customer parking and access
	2,400 – 3,200	Connecticut Penny Wickey	<ul style="list-style-type: none"> Affluent markets Grocer anchored centers Preferred cotenants -health and wellness/personal services cotenants
	6,500 – 8,000	Connecticut, Massachusetts, Rhode Island Nate Greenberg Daniel Neaton Penny Wickey	<ul style="list-style-type: none"> Strong retail and commuter corridors Will do pad sites, endcaps in strip centers Excellent visibility and branding
	1,500 – 2,500	Connecticut Westchester County, NY Penny Wickey	<ul style="list-style-type: none"> Affluent Communities Lifestyle Centers with High End Fitness

CURRENT TENANT REPRESENTATION

Tenant	Square Footage	Areas of Operation Expansion	Requirements
	1,100 – 2,000	Connecticut Laure Aubuchon Penny Wickey	<ul style="list-style-type: none"> • Urban, affluent population • Good visibility • Ample parking
	800 – 1,200	Connecticut Penny Wickey	<ul style="list-style-type: none"> • Heavily travelled retail and commuter corridors • Educated, health-conscious demographic • Excellent visibility, easy access
	2,500 – 3,000	Select Connecticut Markets Penny Wickey Nate Greenberg	<ul style="list-style-type: none"> • Strip centers • Strong national retail corridors (grocer-anchored center not required) • Street visibility, easy access/egress
	1,200 – 1,800	Select Connecticut and New York Markets Penny Wickey	<ul style="list-style-type: none"> • Grocer-anchor and daily needs retail centers with excellent visibility • Affluent family communities • Easy access/egress
	4,000 – 6,000	New England and Florida Penny Wickey	<ul style="list-style-type: none"> • High traffic/strong primary retail corridors • Community shopping center in affluent towns • Exceptional visibility and signage • Ample on-site parking
	1,500 – 2,000	Select Connecticut Markets Daniel Neaton	<ul style="list-style-type: none"> • End caps and outparcel locations with 25+ feet of frontage • Big box retail with significant regional retail gravity • Downtown or free-standing kiosk, lifestyle, neighborhood, or power center • Regional mall or regional/specialty strip
	1,200 – 1,600	Select Connecticut Markets Daniel Neaton	<ul style="list-style-type: none"> • Minimum 20' frontage • Outdoor seating strongly preferred, shared space is acceptable • Prefers endcaps or pads, will consider in-line with good visibility

CURRENT TENANT REPRESENTATION

Tenant	Square Footage	Areas of Operation Expansion	Requirements
 <p>TERRA GAUCHA BRAZILIAN STEAKHOUSE</p>	6,000 – 8,000	Nationwide Master Broker Laure Aubuchon Penny Wickey	<ul style="list-style-type: none"> • Second generation restaurant space • Heavy concentration of retail, restaurants, and hospitality • Excellent visibility
 <p>THE JOINT chiropractic</p>	1,000 – 1,500	Connecticut Penny Wickey Oliver Bork	<ul style="list-style-type: none"> • 15' minimum frontage with excellent signage and high visibility • End cap or in-line space with proximity to anchor • Median HHI \$50,000-\$100,000/year
 <p><i>The</i> MilkShake EST. FACTORY 1914</p>	1,350 – 1,500	Fairfield County, CT Penny Wickey Oliver Bork	<ul style="list-style-type: none"> • High visibility, daily needs neighborhood strip centers • 12' minimum ceiling height, 26' frontage required • Desired co-tenants include high-traffic QSR
 <p>Wendy's</p>	1,800 SF	Select Connecticut Markets Daniel Neaton	<ul style="list-style-type: none"> • Prefers endcap, drive-thru stack (10+ cars) locations with ample parking • Shared access and/or proximity to high energy retailer • Prominent, highly visible "A" site, preferred traffic counts 20K • Convenient ingress/egress and freestanding signage
 <p>yogaspark</p>	2,000 – 3,000	Connecticut and Long Island Penny Wickey Nate Greenberg	<ul style="list-style-type: none"> • Easy access/egress and ample parking • Retail strip with significant regional retail gravity • Community shopping center in affluent towns • Exceptional visibility and signage