


















CURRENT PROPERTY LISTINGS

	Address	Type of Space	Square Footage
<b>FAIRFIELD COUNTY, CONNECTICUT</b>			
	<p><b>10-36 MAIN STREET</b> Monroe, CT</p>	<p>Land/Retail</p>	<p>14.4 Acres Vanilla Box or Ground Lease</p>
	<p><b>2 VICTORIA DRIVE</b> Monroe, CT</p>	<p>Land/Retail</p>	<p>2 Acres Build to Suit or Ground Lease</p>
	<p><b>161 CHERRY STREET</b> New Canaan, CT</p>	<p>Office <b>SALE OR LEASE</b></p>	<p>15,750 RSF or 1,357 RSF</p>
	<p><b>3-11 FOREST STREET</b> New Canaan, CT</p>	<p>Office (ALL 2<sup>ND</sup> FLOOR)</p>	<p>850 RSF (3 Forest) 950 RSF 1,300 RSF  1,500 RSF (11 Forest)</p>
	<p><b>21 LOCUST AVENUE</b> New Canaan, CT</p>	<p>Office</p>	<p>Small individual offices</p>
	<p><b>50 WASHINGTON STREET</b> Norwalk, CT</p>	<p>Retail/Restaurant Office</p>	<p>2,500 – 9,500 SF (Can Be Demised)</p>

## CURRENT PROPERTY LISTINGS

	Address	Type of Space	Square Footage
	<b>742-762 KINGS HIGHWAY</b> Southport, CT	Office	(A) ±1,100 RSF 2 <sup>nd</sup> Floor (C) ±1,100 RSF 3 <sup>rd</sup> Floor (D) ±800 RSF 2 <sup>nd</sup> Floor
	<b>100 WASHINGTON BOULEVARD</b> 2 Harbor Point Square Stamford, CT	Retail	4,180 SF
	<b>10 BAY STREET</b> Westport, CT	Office/Penthouse	2,194 RSF
	<b>18 KINGS HIGHWAY NORTH</b> Westport, CT	Office	1,400 RSF (Available September 2023)
	<b>125-131 KINGS HIGHWAY NORTH</b> Westport, CT	Office	1,175 RSF 1,800 RSF + Smaller Offices Available
	<b>162 KINGS HIGHWAY NORTH</b> Westport, CT	Office	3,001 RSF 2 <sup>nd</sup> Floor (Can Be Demised)


## CURRENT PROPERTY LISTINGS

	Address	Type of Space	Square Footage
	<p><b>30 POST ROAD EAST</b> Westport, CT</p>	<p>Office</p>	<p>3,095 RSF</p>
	<p><b>46-48 POST ROAD EAST</b> Westport, CT</p>	<p>Office (2)</p>	<p>Small individual offices</p>
	<p><b>728 POST ROAD EAST</b> Westport, CT</p>	<p>Office</p>	<p>1,858 RSF 2,317 RSF</p>
	<p><b>1835 POST ROAD EAST</b> The Manor Westport, CT</p>	<p>Retail</p>	<p>964 SF 1,136 SF</p>
	<p><b>198-200 DANBURY ROAD</b> Sharp Hill Square Wilton, CT</p>	<p>Office/Retail Retail</p>	<p>2,035 SF Building A 1,920 SF Building B* <small>*(Can Be Demised)</small></p>


CURRENT PROPERTY LISTINGS


Address	Type of Space	Square Footage
---------	---------------	----------------

**HARTFORD COUNTY, CONNECTICUT**


 <p><b>1863 &amp; 1899 SILAS DEANE HIGHWAY</b> Rocky Hill, CT</p>	Retail	4,915± SF 16,800± SF 25,110± SF
	Retail Pad Site	6,000± SF Drive-Through

**NEW HAVEN COUNTY, CONNECTICUT**

 <p><b>100 DIVISION STREET</b> Ansonia, CT</p>	Retail	1,200 SF 1,600 SF 2,000 SF
	CAN COMBINE	

 <p><b>111 UNIVERSAL DRIVE NORTH</b> North Haven, CT</p>	Retail	2,000 SF
--	--------	----------

**COLLIER COUNTY, FLORIDA**

 <p><b>6750 IMMOKALEE ROAD</b> Southbrooke Medical Suites Naples, FL</p>	Medical/Office	1,200 – 40,000 SF
--	----------------	-------------------

**BRISTOL COUNTY, MASSACHUSETTS**

 <p><b>718 DARTMOUTH STREET</b> Dartmouth, CT</p>	Retail	2,250 SF 4,080 SF 6,500 SF 29,250 SF
	Pad Site	2,250 SF Drive-Through