



















CURRENT PROPERTY LISTINGS

	Address	Type of Space	Square Footage
<b>FAIRFIELD COUNTY, CONNECTICUT</b>			
	<b>10-36 MAIN STREET</b> Monroe, CT	Land/Retail	14.4 Acres Vanilla Box or Ground Lease
	<b>2 VICTORIA DRIVE</b> Monroe, CT	Land/Retail	2 Acres Build to Suit or Ground Lease
	<b>161 CHERRY STREET</b> New Canaan, CT	Office <b>SALE</b>	15,750 RSF 100% Occupied
	<b>3-11 FOREST STREET</b> New Canaan, CT	Office (ALL 2 <sup>ND</sup> FLOOR)	850 RSF (3 Forest) 950 RSF 1,300 RSF  1,500 RSF (11 Forest)
	<b>21 LOCUST AVENUE</b> New Canaan, CT	Office	Small individual offices
	<b>50 WASHINGTON STREET</b> Norwalk, CT	Retail/Restaurant Office	2,500 – 9,500 SF (Can Be Demised)






## CURRENT PROPERTY LISTINGS

	Address	Type of Space	Square Footage
	<p><b>742-762 KINGS HIGHWAY</b> Southport, CT</p>	<p>Office</p>	<p>(A) ±1,100 RSF 2<sup>nd</sup> Floor (C) ±1,100 RSF 3<sup>rd</sup> Floor (D) ±800 RSF 2<sup>nd</sup> Floor</p>
	<p><b>2200 ATLANTIC STREET</b> 1 Harbor Point Square Stamford, CT</p>	<p>Fitness</p>	<p>10,238 SF</p>
	<p><b>225 HIGH RIDGE ROAD</b> Stamford, CT</p>	<p>Office <b>SUBLEASE</b> (EXP 07/2031)</p>	<p>4,472 RSF</p>
	<p><b>100 WASHINGTON BOULEVARD</b> 2 Harbor Point Square Stamford, CT</p>	<p>Retail</p>	<p>4,180 SF</p>
	<p><b>10 BAY STREET</b> Westport, CT</p>	<p>Office/Penthouse</p>	<p>2,194 RSF</p>
	<p><b>125-131 KINGS HIGHWAY NORTH</b> Westport, CT</p>	<p>Office</p>	<p>1,175 RSF 1,800 RSF + Smaller Offices Available</p>

## CURRENT PROPERTY LISTINGS

	Address	Type of Space	Square Footage
	<p><b>162 KINGS HIGHWAY NORTH</b> Westport, CT</p>	<p>Office</p>	<p>3,001 RSF 2<sup>nd</sup> Floor (Can Be Demised)</p>
	<p><b>30 POST ROAD EAST</b> Westport, CT</p>	<p>Office</p>	<p>3,095 RSF</p>
	<p><b>46-48 POST ROAD EAST</b> Westport, CT</p>	<p>Office (2)</p>	<p>Small individual offices</p>
	<p><b>728 POST ROAD EAST</b> Westport, CT</p>	<p>Office</p>	<p>1,858 RSF 2,317 RSF</p>
	<p><b>1835 POST ROAD EAST</b> The Manor Westport, CT</p>	<p>Retail</p>	<p>1,136 SF</p>
	<p><b>198-200 DANBURY ROAD</b> Sharp Hill Square Wilton, CT</p>	<p>Office/Retail Retail</p>	<p>2,035 SF Building A 1,865 SF Building B* *(Can Be Demised)</p>

## CURRENT PROPERTY LISTINGS

Address		Type of Space	Square Footage
<b>HARTFORD COUNTY, CONNECTICUT</b>			
	<b>1863 &amp; 1899 SILAS DEANE HIGHWAY</b> Rocky Hill, CT	Retail  Retail Pad Site	4,915± SF 16,800± SF 25,110± SF  6,000± SF Drive-Through
<b>NEW HAVEN COUNTY, CONNECTICUT</b>			
	<b>100 DIVISION STREET</b> Ansonia, CT	Retail  CAN COMBINE	1,200 SF 1,600 SF 2,000 SF
	<b>111 UNIVERSAL DRIVE NORTH</b> North Haven, CT	Retail	2,000 SF
<b>COLLIER COUNTY, FLORIDA</b>			
	<b>6750 IMMOKALEE ROAD</b> Southbrooke Medical Suites Naples, FL	Medical/Office	1,200 – 40,000 SF
<b>BRISTOL COUNTY, MASSACHUSETTS</b>			
	<b>718 DARTMOUTH STREET</b> Dartmouth, CT	Retail  Pad Site	2,250 SF 4,080 SF 6,500 SF 29,250 SF  2,250 SF Drive-Through