



















CURRENT PROPERTY LISTINGS

	Address	Type of Space	Square Footage
<b>FAIRFIELD COUNTY, CONNECTICUT</b>			
	<b>11 DURANT AVENUE</b> Bethel, CT	Warehouse <b>SALE</b>	71,622 SF
	<b>136 FAIRFIELD WOODS</b> Fairfield, CT	Office	800 RSF
	<b>10-36 MAIN STREET</b> Monroe, CT	Land/Retail	14.4 Acres Vanilla Box or Ground Lease
	<b>2 VICTORIA DRIVE</b> Monroe, CT	Land/Retail	2 Acres Build to Suit or Ground Lease
	<b>161 CHERRY STREET</b> New Canaan, CT	Office <b>SALE</b>	15,750 RSF
	<b>3-11 FOREST STREET</b> New Canaan, CT	Office (ALL 2 <sup>ND</sup> FLOOR)	800 RSF (3 Forest) 850 RSF 950 RSF 1,300 RSF  1,500 RSF (11 Forest)







## CURRENT PROPERTY LISTINGS

	Address	Type of Space	Square Footage
	<p><b>21 LOCUST AVENUE</b> New Canaan, CT</p>	<p>Office  <b>SALE</b></p>	<p>955 RSF 2<sup>nd</sup> Floor  10,000 RSF</p>
	<p><b>194 MAIN STREET</b> Norwalk, CT</p>	<p>Office <b>SUBLEASE</b></p>	<p>2,000 RSF</p>
	<p><b>742-762 KINGS HIGHWAY</b> Southport, CT</p>	<p>Office</p>	<p>(C) ±1,100 RSF 3<sup>rd</sup> Floor (D) ±800 RSF 2<sup>nd</sup> Floor</p>
	<p><b>2200 ATLANTIC STREET</b> 1 Harbor Point Square Stamford, CT</p>	<p>Fitness</p>	<p>10,238 SF</p>
	<p><b>800-816 EAST MAIN</b> Stamford, CT</p>	<p>Retail</p>	<p>1,000 SF</p>
	<p><b>225 HIGH RIDGE ROAD</b> Stamford, CT</p>	<p>Office <b>SUBLEASE</b> (EXP 07/2031)</p>	<p>4,472 RSF</p>






## CURRENT PROPERTY LISTINGS

	Address	Type of Space	Square Footage
	<b>300 MAIN STREET</b> Stamford, CT	Retail/Restaurant	12,000 SF
	<b>100 WASHINGTON BOULEVARD</b> 2 Harbor Point Square Stamford, CT	Retail	4,180 SF
	<b>885 WASHINGTON BOULEVARD</b> Stamford, CT	Retail/Restaurant	<del>11,840 SF</del> (7,490 leased) 4,350 SF
	<b>10 BAY STREET</b> Westport, CT	Office/Penthouse	2,194 RSF 3 <sup>rd</sup> Floor
	<b>18 KINGS HIGHWAY</b> Westport, CT	Office	1,425 RSF 1 <sup>st</sup> Level 1,500 RSF 2 <sup>nd</sup> Level
	<b>162 KINGS HIGHWAY NORTH</b> Westport, CT	Office	3,001 RSF 2 <sup>nd</sup> Floor (Can Be Demised)

## CURRENT PROPERTY LISTINGS




Address		Type of Space	Square Footage
	<b>30 POST ROAD EAST</b> Westport, CT	Office	3,095 RSF
	<b>46-48 POST ROAD EAST</b> Westport, CT	Office (4)	Small individual offices
	<b>728 POST ROAD EAST</b> Westport, CT	Office	1,858 RSF 2,317 RSF
	<b>1835 POST ROAD EAST</b> The Manor Westport, CT	Retail	964 SF 1,136 SF 1,548 SF
	<b>198-200 DANBURY ROAD</b> Sharp Hill Square Wilton, CT	Retail	2,035 SF
<b>HARTFORD COUNTY, CONNECTICUT</b>			
	<b>331 COTTAGE GROVE ROAD</b> Copaco Shopping Center Bloomfield, CT	Retail <b>SUBLEASE</b>	10,913 SF

## CURRENT PROPERTY LISTINGS

	Address	Type of Space	Square Footage
	<p><b>1863 &amp; 1899 SILAS DEANE HIGHWAY</b> Rocky Hill, CT</p>	<p>Retail  Pad Site</p>	<p>4,915± SF 16,800± SF 25,110± SF  6,000± SF Drive-Through</p>
	<p><b>1901 SILAS DEANE HIGHWAY</b> Rocky Hill, CT</p>	<p>Retail</p>	<p>2,890 SF Drive-Through</p>
<b>NEW HAVEN COUNTY, CONNECTICUT</b>			
	<p><b>670 BOSTON POST ROAD NORTH</b> Milford, CT</p>	<p>Retail</p>	<p>1,690 SF 2,085 SF</p>
	<p><b>100 DIVISION STREET</b> Ansonia, CT</p>	<p>Retail  CAN COMBINE</p>	<p>1,360 SF <del>1,600 SF</del> 2,000 SF</p>
	<p><b>111 UNIVERSAL DRIVE NORTH</b> North Haven, CT</p>	<p>Retail</p>	<p>2,000 SF</p>



## CURRENT PROPERTY LISTINGS

Address	Type of Space	Square Footage
<b>WESTCHESTER COUNTY, NEW YORK</b>		
 <p><b>131 MAMARONECK AVENUE</b> White Plains, NY</p>	Retail/Restaurant	5,766 SF
<b>COLLIER COUNTY, FLORIDA</b>		
 <p><b>6750 IMMOKALEE ROAD</b> Southbrooke Medical Suites 6750 Immokalee Road Naples, FL</p>	Medical	1,200 – 40,000 SF
<b>BRISTOL COUNTY, MASSACHUSETTS</b>		
 <p><b>718 DARTMOUTH STREET</b> Dartmouth, CT</p>	Retail  Pad Site	2,250 SF 4,080 SF 6,500 SF 29,250 SF  2,250 SF Drive-Through