



















CURRENT PROPERTY LISTINGS

	Address	Type of Space	Square Footage
FAIRFIELD COUNTY, CONNECTICUT			
	11 DURANT AVENUE Bethel, CT	Warehouse SALE	71,622 SF
	2 VICTORIA DRIVE Monroe, CT	Land/Retail	2 Acres Build to Suit or Ground Lease
	161 CHERRY STREET New Canaan, CT	Office SALE	15,750 RSF
	3-11 FOREST STREET New Canaan, CT	Office (ALL 2 ND FLOOR)	800 RSF (3 Forest) 850 RSF 950 RSF 1,300 RSF 1,500 RSF (11 Forest)
	21 LOCUST AVENUE New Canaan, CT	Office (2 ND FLOOR) SALE	955 RSF 10,000 RSF
	194 MAIN STREET Norwalk, CT	Office SUBLEASE	2,000 RSF







CURRENT PROPERTY LISTINGS

	Address	Type of Space	Square Footage
	742-762 KINGS HIGHWAY Southport, CT	Office	(A) ±800 RSF 2 nd Floor (C) ±1,100 RSF 3 rd Floor (D) ±1,100 RSF 2 nd Floor
	2200 ATLANTIC STREET 1 Harbor Point Square Stamford, CT	Fitness	10,238 SF
	800-816 EAST MAIN Stamford, CT	Retail	1,000 SF
	225 HIGH RIDGE ROAD Stamford, CT	Office SUBLEASE (EXP 07/2031)	4,472 RSF
	300 MAIN STREET Stamford, CT	Retail/Restaurant	12,000 SF
	4 STAMFORD PLAZA Stamford, CT	Office SUBLEASE (EXP 05/2024)	2,465 RSF




CURRENT PROPERTY LISTINGS

	Address	Type of Space	Square Footage
	<p>100 WASHINGTON BOULEVARD 2 Harbor Point Square Stamford, CT</p>	Retail	4,180 SF
	<p>885 WASHINGTON BOULEVARD Stamford, CT</p>	Retail/Restaurant	11,840 SF (7,490 leased) 4,350 SF
	<p>10 BAY STREET Westport, CT</p>	Office/Penthouse	2,194 RSF 3 rd Floor
	<p>18 KINGS HIGHWAY Westport, CT</p>	Office	1,425 RSF 1 st Level 1,500 RSF 2 nd Level
	<p>125 MAIN STREET Westport, CT</p>	Retail Medical Restaurant	3,000 SF
	<p>30 POST ROAD EAST Westport, CT</p>	Office	3,095 RSF




CURRENT PROPERTY LISTINGS

	Address	Type of Space	Square Footage
	<p>46-48 POST ROAD EAST Westport, CT</p>	<p>Office (4)</p>	<p>Small individual offices</p>
	<p>1835 POST ROAD EAST The Manor Westport, CT</p>	<p>Retail</p>	<p>964 SF 1,136 SF 1,548 SF</p>
	<p>198-200 DANBURY ROAD Sharp Hill Square Wilton, CT</p>	<p>Retail/Café Office/Retail Retail</p>	<p>1,865 SF <small>can demise</small> 2,035 SF</p>
<p>HARTFORD COUNTY, CONNECTICUT</p>			
	<p>331 COTTAGE GROVE ROAD Copaco Shopping Center Bloomfield, CT</p>	<p>Retail SUBLEASE</p>	<p>10,913 SF</p>
	<p>1863 & 1899 SILAS DEANE HIGHWAY Rocky Hill, CT</p>	<p>Retail Pad Site</p>	<p>4,915± SF 16,800± SF 25,110± SF 6,000± SF Drive-Through</p>
	<p>1901 SILAS DEANE HIGHWAY Rocky Hill, CT</p>	<p>Retail</p>	<p>2,890 SF Drive-Through</p>

CURRENT PROPERTY LISTINGS

	Address	Type of Space	Square Footage
NEW HAVEN COUNTY, CONNECTICUT			
	<p>670 BOSTON POST ROAD NORTH Milford, CT</p>	<p>Retail</p>	<p>1,690 SF 2,085 SF</p>
	<p>100 DIVISION STREET Ansonia, CT</p>	<p>Retail CAN COMBINE</p>	<p>1,360 SF 1,600 SF 2,000 SF</p>
	<p>111 UNIVERSAL DRIVE NORTH North Haven, CT</p>	<p>Retail</p>	<p>2,000 SF</p>

CURRENT PROPERTY LISTINGS

Address	Type of Space	Square Footage
WESTCHESTER COUNTY, NEW YORK		
 <p>131 MAMARONECK AVENUE White Plains, NY</p>	Retail/Restaurant	5,766 SF
COLLIER COUNTY, FLORIDA		
 <p>6750 IMMOKALEE ROAD Southbrooke Medical Suites 6750 Immokalee Road Naples, FL</p>	Medical	1,200 – 40,000 SF
BRISTOL COUNTY, MASSACHUSETTS		
 <p>718 DARTMOUTH STREET Dartmouth, CT</p>	Retail Pad Site	2,250 SF 4,080 SF 6,500 SF 29,250 SF 2,250 SF Drive-Through