



















CURRENT PROPERTY LISTINGS

	Address	Type of Space	Square Footage
FAIRFIELD COUNTY, CONNECTICUT			
	<p>2 VICTORIA DRIVE Monroe, CT</p>	<p>Land/Retail</p>	<p>2 Acres Build to Suit or Ground Lease</p>
	<p>161 CHERRY STREET New Canaan, CT</p>	<p>Office SALE</p>	<p>15,750 RSF</p>
	<p>3-11 FOREST STREET New Canaan, CT</p>	<p>Office (ALL 2ND FLOOR)</p>	<p>(3) 800 RSF 950 RSF 1,300 RSF (11) 1,500 RSF 1,500 RSF</p>
	<p>21 LOCUST AVENUE New Canaan, CT</p>	<p>Office SALE</p>	<p>190 RSF 1ST Floor 955 RSF 2ND Floor 10,000 RSF</p>
	<p>4 COLONY PLACE Norwalk, CT</p>	<p>Office SALE</p>	<p>2,953 RSF</p>
	<p>194 MAIN STREET Norwalk, CT</p>	<p>Office SUBLEASE</p>	<p>2,000 RSF</p>

CURRENT PROPERTY LISTINGS

	Address	Type of Space	Square Footage
	742-762 KINGS HIGHWAY Southport, CT	Office	±1,100 RSF 2nd Floor ±800 RSF 3 rd Floor
	2200 ATLANTIC STREET 1 Harbor Point Square Stamford, CT	Fitness	10,238 SF
	800-816 EAST MAIN Stamford, CT	Retail	1,000 SF
	300 MAIN STREET Stamford, CT	Retail/Restaurant	12,000 SF
	4 STAMFORD PLAZA Stamford, CT	Office SUBLEASE	2,465 RSF
	100 WASHINGTON BOULEVARD 2 Harbor Point Square Stamford, CT	Retail	4,180 SF

CURRENT PROPERTY LISTINGS

	Address	Type of Space	Square Footage
	885 WASHINGTON BOULEVARD Stamford, CT	Retail/Restaurant	19,330 SF (can demise)
	10 BAY STREET Westport, CT	Office/Penthouse	2,000 RSF
	18 KINGS HIGHWAY Westport, CT	Office	1,425 RSF 1st Level 1,325 RSF 2nd Level 1,500 RSF 2nd Level
	30 POST ROAD EAST Westport, CT	Office	3,095 RSF
	46-48 POST ROAD EAST Westport, CT	Office (5)	Small individual offices
	1835 POST ROAD EAST The Manor Westport, CT	Retail	1,136 SF 1,550 SF

CURRENT PROPERTY LISTINGS

Address	Type of Space	Square Footage
 <p>198-200 DANBURY ROAD Sharp Hill Square Wilton, CT</p>	<p>Retail Retail/Café Office/Retail</p>	<p>2,763 SF 1,399 SF 2,035 SF</p>

CURRENT PROPERTY LISTINGS

Address	Type of Space	Square Footage
---------	---------------	----------------




HARTFORD COUNTY, CONNECTICUT

	<p>331 COTTAGE GROVE ROAD Copaco Shopping Center Bloomfield, CT</p>	<p>Retail SUBLEASE</p> <p>10,913 SF</p>
	<p>1863 & 1899 SILAS DEANE HIGHWAY Rocky Hill, CT</p>	<p>Retail</p> <p>4,915± SF 16,800± SF 25,110± SF</p> <p>Pad Site</p> <p>6,000± SF Drive-Through</p>
	<p>1901 SILAS DEANE HIGHWAY Rocky Hill, CT</p>	<p>Retail</p> <p>2,890 SF Drive-Through</p>

NEW HAVEN COUNTY, CONNECTICUT

	<p>670 BOSTON POST ROAD NORTH Milford, CT</p>	<p>Retail</p> <p>1,690 SF 2,085 SF</p>
	<p>111 UNIVERSAL DRIVE NORTH North Haven, CT</p>	<p>Retail</p> <p>2,000 SF</p>

CURRENT PROPERTY LISTINGS

Address	Type of Space	Square Footage
WESTCHESTER COUNTY, NEW YORK		
 <p>131 MAMARONECK AVENUE White Plains, NY</p>	Retail/Restaurant	5,766 SF
COLLIER COUNTY, FLORIDA		
 <p>6750 IMMOKALEE ROAD Southbrooke Medical Suites 6750 Immokalee Road Naples, FL</p>	Medical	1,200 – 40,000 SF
BRISTOL COUNTY, MASSACHUSETTS		
 <p>718 DARTMOUTH STREET Dartmouth, CT</p>	Retail Pad Site	2,290 SF 4,080 SF 6,500 SF 29,250 SF 2,250 SF Drive-Through