



















CURRENT PROPERTY LISTINGS

	Address	Type of Space	Square Footage
FAIRFIELD COUNTY, CONNECTICUT			
	2200 ATLANTIC STREET One Harbor Point Square Stamford, CT	Retail	5,835 SF
	10 BAY STREET Westport, CT	Office	2,000 RSF
	879 -889 BOSTON POST ROAD Darien, CT	Retail/Residential	11,500 SF
	883 BOSTON POST ROAD Darien, CT	Retail	1,500 SF
	858-902 BRIDGEPORT AVENUE Shelton Square Shopping Center Shelton, CT	Retail	1,264 SF 1,520 SF 3,700 SF
	850 CANAL STREET Stamford, CT	Retail	700 SF






CURRENT PROPERTY LISTINGS

	Address	Type of Space	Square Footage
	11 DURANT AVENUE (SALE) Bethel, CT	Warehouse	71,622 SF
	800-816 EAST MAIN STREET Stamford, CT	Retail	1,502 SF 2,086 SF
	3-11 FOREST STREET New Canaan, CT	Office	800 RSF 2 nd Floor 950 RSF 2 nd Floor 1,300 RSF, 2 nd Floor 1,500 RSF 2 nd Floor 1,500 RSF 2 nd Floor
	18 KINGS HIGHWAY WESTPORT, CT	Office	1,425 RSF 1st Level 1,325 RSF 2nd Level 1,500 RSF 2nd Level
	21 LOCUST AVENUE NEW CANAAN, CT	Office	1,400 RSF 2nd Floor
	38 MAIN STREET WESTPORT, CT	Retail/Restaurant	6,058 SF 1st Floor 4,423 SF 2nd Floor 1,223 SF 2nd Floor Patio



CURRENT PROPERTY LISTINGS

Address		Type of Space	Square Footage	
	139 MAIN STREET (SALE OR LEASE) WESTPORT, CT	Retail/Office	1,600 SF 1st Floor Retail 722 RSF 2nd Floor Office	
	177 MAIN STREET (SALE OR LEASE) Westport, CT	Retail/Office	600 SF LL Level Retail 2,500 SF 1st Floor Retail 824 RSF 2nd Floor Office	
	194 MAIN STREET (SUBLEASE) Norwalk, CT	Office Space	2,000 RSF	
	300 MAIN STREET Stamford, CT	Retail/Restaurant	12,000 SF 1,500 SF	
	464 MAIN STREET Monroe, CT	Retail	1,400 SF 1,455 SF 1,480 SF	1,500 SF 1,560 SF 4,460 SF
	1835 POST ROAD EAST The Manor Westport, CT	Retail/Office	1,136 SF 2,368 RSF	





CURRENT PROPERTY LISTINGS

	Address	Type of Space	Square Footage
	280 SOUND BEACH AVENUE (SALE) Westport, CT	Retail/Residential	3,387 SF
	100 WASHINGTON BOULEVARD 2 Harbor Point Square Stamford, CT	Retail	2,147 SF 4,180 SF
	885 WASHINGTON BLVD Stamford, CT	Retail	19,330 SF (can demise)
HARTFORD COUNTY, CONNECTICUT			
	331 COTTAGE GROVE ROAD (SUBLEASE) Copaco Shopping Center Bloomfield, CT	Retail	10,913 Sublease
	1901 SILAS DEANE HIGHWAY Rocky Hill, CT	Retail	2,890 SF Drive-Through

CURRENT PROPERTY LISTINGS

Address	Type of Space	Square Footage
NEW HAVEN COUNTY, CONNECTICUT		
 <p>420 MAIN STREET Ansonia, CT</p>	Retail Pads	2,551 SF 4,800 SF 18,242 SF
 <p>111 UNIVERSAL DRIVE NORTH North Haven, CT</p>	Retail/Restaurant	1,900 SF

CURRENT PROPERTY LISTINGS

Address		Type of Space	Square Footage
NEW LONDON COUNTY, CONNECTICUT			
	104-106 BOSTON POST ROAD Waterford, CT	Retail	2,000 SF
COLLIER COUNTY, FLORIDA			
	6000 IMMOKALEE STREET One Harbor Point Square Stamford, CT	Medical/Office	1,200 – 40,000 SF
BRISTOL COUNTY, MASSACHUSETTS			
	718 DARTMOUTH STREET Dartmouth, CT	Retail Pad Site	2,290 SF 4,080 SF 6,500 SF 29,250 SF 2,250 SF Drive-Through
WESTCHESTER COUNTY, NEW YORK			
	131 MAMARONECK AVENUE White Plains, NY	Retail	5,649 SF 2,496 SF