



















Address		Type of Space	Square Footage
FAIRFIELD COUNTY, CONNECTICUT			
	2200 ATLANTIC STREET One Harbor Point Square Stamford, CT	Retail	5,835 SF
	10 BAY STREET Westport, CT	Office	2,000 RSF
	858-902 BRIDGEPORT AVENUE Shelton Square Shopping Center Shelton, CT	Retail	1,520 SF 3,200 SF 3,700 SF
	850 CANAL STREET Stamford, CT	Retail	700 SF
	800-816 EAST MAIN STREET Stamford, CT	Retail	1,502 SF 2,086 SF
	3-11 FOREST STREET New Canaan, CT	Office	800 RSF 2 nd Floor 950 RSF 2 nd Floor 1,300 RSF, 2 nd Floor 1,500 RSF 2 nd Floor 1,500 RSF 2 nd Floor






CURRENT PROPERTY LISTINGS

	Address	Type of Space	Square Footage
	18 KINGS HIGHWAY Westport, CT	Office	1,425 RSF 1 st Level 1,325 RSF 2 nd Level 1,500 RSF 2 nd Level
	21 LOCUST AVENUE New Canaan, CT	Office	1,400 RSF 2 nd Floor
	38 MAIN STREET Westport, CT	Retail/Restaurant	6,058 SF 1 st Floor 4,423 SF 2 nd Floor 1,223 SF 2 nd Floor Patio
	58 MAIN STREET (SALE) Westport, CT	Retail	2,283 SF
	139 MAIN STREET (SALE OR LEASE) Westport, CT	Retail/Office	1,600 SF 1 st Floor Retail 722 RSF 2 nd Floor Office
	177 MAIN STREET (SALE OR LEASE) Westport, CT	Retail/Office	600 SF LL Level Retail 2,500 SF 1 st Floor Retail 824 RSF 2 nd Floor Office

CURRENT PROPERTY LISTINGS

Address		Type of Space	Square Footage	
	300 MAIN STREET Stamford, CT	Retail/Restaurant	12,000 SF 1,500 SF	
	464 MAIN STREET Monroe, CT	Retail	1,400 SF 1,455 SF 1,480 SF	1,500 SF 1,560 SF 4,460 SF
	280 SOUND BEACH AVENUE (SALE) Westport, CT	Retail/Residential	3,387 SF	
	1 STAMFORD PLAZA Stamford, CT	Office	4,487 SF	
	100 WASHINGTON BOULEVARD 2 Harbor Point Square Stamford, CT	Retail	2,147 SF 4,180 SF	
	885 WASHINGTON BLVD Stamford, CT	Retail	19,330 SF (can demise)	

CURRENT PROPERTY LISTINGS

Address		Type of Space	Square Footage
	515 WEST AVENUE Norwalk, CT	Retail	1,131 SF 2,650 SF 1,640 SF 2,930 SF 2,026 SF 3,268 SF 2,100 SF
HARTFORD COUNTY, CONNECTICUT			
	1901 SILAS DEANE HIGHWAY Rocky Hill, CT	Retail	2,890 SF Drive-Through
NEW HAVEN COUNTY, CONNECTICUT			
	420 MAIN STREET Ansonia, CT	Retail Pads	2,551 SF 4,800 SF 18,242 SF
	1212 BOSTON POST ROAD Milford, CT	Retail	44,100 SF
	111 UNIVERSAL DRIVE NORTH North Haven, CT	Retail/Restaurant	1,900 SF

Address	Type of Space	Square Footage
---------	---------------	----------------

NEW LONDON COUNTY, CONNECTICUT		
 <p>104-106 BOSTON POST ROAD Waterford, CT</p>	Retail	2,000 SF
COLLIER COUNTY, FLORIDA		
 <p>6000 IMMOKALEE STREET One Harbor Point Square Stamford, CT</p>	Medical/Office	1,200 – 40,000 SF
BRISTOL COUNTY, MASSACHUSETTS		
 <p>718 DARTMOUTH STREET Dartmouth, CT</p>	Retail Pad Site	2,290 SF 4,080 SF 6,500 SF 29,250 SF 2,250 SF Drive-Through
WESTCHESTER COUNTY, NEW YORK		
 <p>131 MAMARONECK AVENUE White Plains, NY</p>	Retail	5,649 SF 2,496 SF